

# JABLOTRON 10

Electronic security system



Product catalogue

# ABOUT JABLOTRON

We are a purely Czech technology company with our own development and production and a tradition that dates back to 1990. Together with twenty other companies we form the JABLOTRON GROUP. We provide state-of-the-art solutions for the protection of property and the health and safety of our customers. We always place great emphasis on the user comfort of our products.



**73**  
countries  
buy our products

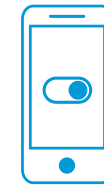


**1.3**  
million  
secured buildings



**670**  
employees

We have  
been defining  
the standard  
of the global  
IoT network for



**8+**  
years

**Our alarms are installed by**

**31 k**

installation partners

# CONTENTS

<b>CONTROL PANELS</b>	<b>5</b>	<b>BATTERIES</b>	<b>12</b>
<b>SYSTEM DEVICES</b>	<b>6</b>	<b>INSTALLATION ACCESSORIES</b>	<b>14</b>
<b>CONTROL DEVICES</b>	<b>7</b>	<b>SOFTWARE</b>	<b>16</b>
Keypads		N-Link	16
Keyfob		MyCOMPANY	17
RFID keytag		MyJABLOTRON	18
<b>DETECTORS</b>	<b>8</b>		
Motion			
Magnetic			
Smoke and temperature			
<b>SIRENS</b>	<b>9</b>		
Internal			
External			
<b>MODULES</b>	<b>10</b>		
Output			
Input			





**BUS**



**Wireless**

# CONTROL PANELS

Control panels are the basic element of the JABLOTRON 10 security system and enable connection of individual peripherals. They are equipped with built-in LAN communicators for data communication with end users or surveillance and alarm receiving centers.



Product code	JA-14K	JA-14KR
Product name	Control panel of the security system	Control panel of the security system
Dimensions	268 x 225 x 83 mm	268 x 225 x 83 mm
Number of peripherals	32	32
Number of users	16	16
Number of sections	4	4
Number of programmable outputs	4	4
Calendar events	10	10
Number of reports per user	8	8
Number of configurable ARCs	4	4
Number of bus terminal boards	1	1
Communicators	Built-in LAN; GSM/GPRS can be purchased in the form of module JA-190Y, PSTN can be purchased in the form of module JA-190X.	Built-in LAN; GSM/GPRS can be purchased in the form of module JA-190Y, PSTN can be purchased in the form of module JA-190X.
Radio module	NO	YES
Power supply	230 V, 50 Hz	230 V, 50 Hz
Back-up battery	12 V, 2.6 Ah (SA214-2.6)	12 V, 2.6 Ah (SA214-2.6)
Backup bus supply	for 2.6 Ah battery for 12 hours at a maximum of 125 mA	for 2.6 Ah battery for 12 hours at a maximum of 125 mA

# SYSTEM DEVICES


Optionally extend the functions of control panels by using wireless devices and other communication channels of the system via the GSM network and a fixed telephone line.



Product code	JA-111R	JA-190X	JA-190Y
Product name	BUS interface for JA 10 wireless devices	Phone communicator module	GSM communicator module
Dimensions	43 x 160 x 23 mm	-	-
Power supply	12 V from the control panel bus	-	12 V from the control panel
Consumption at idle state	35 mA	-	40 mA (depends on the GSM strength)
Operating frequency	868.1 MHz	-	-
Operating temperature	-10 °C to +40 °C	-10 °C to +40 °C	-10 °C to +40 °C
Line failure detection	Distributed without plastic cover PLV-JA111R.	YES	-
ARC protocols	-	ADM-CID (DTMF), SIA-DCS (FSK)	-
Operating band	-	-	QUAD-BAND, 800/900/1800/1900 MHz
Note	-	2 input and output terminals for a landline.	-

# CONTROL DEVICES

Keypads are the main elements to control the alarm system. They are equipped with an LCD display, control buttons and an RFID tag reader. These are used to authorize the user. For remote control of the system a mobile application and keyfobs can be used.



Product code	JA-10E	JA-15E	JA-16J	JA-192J
Product name	Bus keypad	Wireless keypad	One-way four-button keyfob	RFID entry key tag
Dimensions	120 x 130 x 30 mm	120 x 130 x 30 mm	77 x 36 x 15 mm	-
Power supply	12 V from the control panel	2x BAT-3V0-CR123A - not included in the product package	1x CR 2032 (3 V / 0.2 Ah)	-
Power input if external power supply is used	-	0,5 W	-	-
Backup (idle) mode current consumption	30 mA	-	-	-
Current consumption for cable selection	110 mA	-	-	-
RFID operating frequency	125 kHz	125 kHz	-	-
Operating temperature	-10 °C to +40 °C	-10 °C to +40 °C	-10 °C to +40 °C	-
Typical service life of the batteries	-	2 years depending on the settings	about 2 years (with 10 activations a day)	-
Communication range	-	approx. 200 m (open area)	approx. 100 m (open area)	-
Operating frequency	-	868.1 MHz	868.1 MHz	-
Communication standard	-	-	-	Jablotron 125 kHz

# DETECTORS

They are key elements of the security system. They monitor motion in rooms, guard the opening of windows and doors, and warn of fire or elevated temperatures.



Product code	JA-15P	JA-15PC	JA-15M / JA-15MB	JA-15ST
Product name	Wireless PIR motion detector	Wireless PIR motion detector with a verification camera	Wireless magnetic door detector	Wireless combined smoke and temperature detector
Dimensions	60 x 95 x 55 mm	60 x 110 x 55 mm	31 x 75 x 23 mm	ø 126 x 50 mm
Power supply	2x BAT-1V5-AA - not included in the product package	2x LR6 (AA) 1.5 V - not included in the product package	2x CR123A (3 V / 1400 mA)	3x LR6 (AA) 1.5 V / 2400 mAh
Operating frequency	868.1 MHz	868.1 MHz	868.1 MHz	868.1 MHz
Communication range	about 300 m (open area)	about 300 m (open area)	about 300 m (open area)	about 300 m (open area)
Battery service life	approx. 5 years	2 years (1 activation/ photoseries a day)	about 10 years	about 5 years
Mounting height	2,5 m above the floor level	2,5 m above the floor level	-	-
Detection angle	110° / 12 m (standard lens)	90° / 12 m (standard lens)	-	-
Operating temperature   Alarm temperature	-10 °C to +40 °C	-10 °C to +40 °C	-10 °C to +40 °C	-10 °C to +80 °C +60 °C to +70 °C
Resolution	-	LQ 320*240 px   HQ 640*480 px	-	-
Smoke detection	-	-	-	optical diffusion of light
Smoke detector sensitivity	-	-	-	m = 0.11 - 0.13 dB / m class A2 in accordance with EN 54-7
Temperature detection	-	-	-	class A2 in accordance with EN 54-5
Note	-	Contains microSD. Interchangeable lenses JS-7904, JS-7910, JS-7902.	JA-15M - white JA-15MB - brown	-



# SIRENS


The sirens are used to sound alarm events. Their installation in a visible place also warns everyone that the building is guarded.



Product code	JA-10A	JA-15A	JA-11A-BASE-RB	JA-16A-BASE-RB
Product name	Internal bus siren	Internal wireless siren	BUS external siren	Wireless outdoor battery-powered siren
Dimensions	80 x 80 x 28 mm	90 x 64 x 80 mm	200 x 300 x 70 mm	200 x 300 x 70 mm
Power supply	12 V from the control panel bus	230 V / 0.3 W, protection class II	12 V from the control panel bus	1 pcs (2 pcs) BAT-100A (3.6 V / 13 Ah)
Backup battery	-	3.6 V / 170 mAh (BAT-3V6-N170)	NiCd pack 4.8 V / 1800 mAh	-
Operating frequency	-	868.1 MHz	-	868.1 MHz
Communication range	-	about 300 m (open area)	-	cca 300 m (přímá viditelnost)
Battery service life	-	about 3 years	cca 3 roky	cca 5 let (nastavení z výroby)
Backup time	-	min. 12 h	min. 12 h	min. 12 h
Battery recharging	-	max. 72 h	max. 72 h	max. 72 h
Backup (idle) mode current consumption	5 mA	-	5 mA	-
Current consumption for cable selection	30 mA	-	50 mA	-
Siren	piezoelectric, 85 dB/1 m	piezoelectric, 90 dB/1 m	piezoelectric, 110 dB/1 m	piezoelectric, 100 dB/1 m (battery fully charged)
Operating temperature	-10 °C to +40 °C	-10 °C to +40 °C	-25 °C to +60 °C	-25 °C to +60 °C
Note	-	-	JA-1XA-C-WH plastic white cover not included.	JA-1XA-C-WH plastic white cover not included.

# MODULES


Input modules allow detectors with contact outputs to be connected to the system. Output modules copy the PG state of control panel outputs and thus allow control of various functions in the building.



Product code	JA-114HN	JA-116H	JB-110N	JB-111N
Product name	Bus 4-input and 4-output module	Bus expander - 16 inputs	Bus PG power output module	Bus PG signal output module
Dimensions	77 x 40 x 31 mm	102 x 66 x 20 mm	78 x 40 x 20 mm	78 x 40 x 15 mm
Power supply	12 V from the control panel bus	12 V from the control panel bus	12 V from the control panel bus	12 V from the control panel bus
Backup (idle) mode current consumption	11 mA	25 mA	5 mA off   45 mA switched	5 mA off   25 mA switched
Current consumption for cable selection	26 mA	25 mA + U GND výstupy	45 mA	25 mA
Maximum acceptable load by the connected detector	maximum + U output current 200 mA maximum current / voltage switched by each output 500 mA / 38 V	max. permissible load of one + U GND output 100 mA max. permissible load of all + U GND outputs 4 x 100 mA	-	-
Max. measured resistance at the input	20 kOhm	-	-	-
Max. length of supply lines to the inputs	100 m	-	-	-
Operating frequency	-10 °C to +40 °C	-10 °C to +40 °C	-10 °C to +40 °C	-10 °C to +40 °C
Maximum switching voltage	-	-	250 V AC/DC	50 V AC/DC
Maximum switching current	-	-	16 A	2 A
Inductive, capacitive load	-	-	max. 8 A	-
Minimum switched DC power	-	-	0.5 W	-
Minimum switched current	-	-	-	10 mA



JA-150N	JA-151N
Wireless PG power output module	Wireless signal PG output module
82 x 50 x 19 mm	82 x 50 x 19 mm
230 V / 50 Hz, 1,5 W	12 V DC
868.1 MHz	868.1 MHz
-	18 mA off   35 mA switched
-	-
250 V AC	50 V AC / 60 V DC
16 A	2 A
max. 8 A	-
0.5 W	-
-	10 mA
-10 °C to +40 °C	-10 °C to +40 °C
-	-
-	-



# BATTERIES

Alkaline or lithium batteries are required to keep wireless devices running. The back-up power supply of the control panels and sirens are provided by batteries.



Product code	SA214-2.6	BAT-4V8	BAT-3V6-N170	BAT-1V5-AA
Type	lead	NiCd	NiCd	alkaline
Voltage	12 V	4.8 V	3.6 V	1.5 V
Capacity	2.6 Ah	1800 mAh	170 mAh	-
Dimensions	178 x 36 x 60 mm	90 x 45 x 20 mm	32 x 31 x 11 mm	AA
Weight	0.91 kg	-	-	-
Maximum permanent current	0.36 A	-	-	-
Maximum discharge current	40 A	-	-	-
Note	For JA-14K/JA-14JR control panels.	-	-	-



<b>BAT-3V0-CR123A</b>	<b>BAT-3V0-CR2032</b>	<b>BAT-100A.01</b>
lithium	lithium	lithium
3 V	3 V	3.6 V
1500 mAh	200 mAh	13 Ah
CR123A	CR2032	D
-	-	-
-	-	-
-	-	-
-	-	For the JA-16A-BASE-RB wireless siren.



# INSTALLATION ACCESSORIES


Accessories for system installation.



Product code	PLV-JA111R	CC-02	DE06-12	SD-TESTER
Product name	JA-111R housing	Installation cable	12 V / 0.5 A power adapter	Test spray for smoke detectors
Dimensions   Length	43 x 160 x 23 mm	300 m	50 x 48 x 25 mm	-
Ingress protection class	IP 40	-	IP 64	-
Supported modules	JA-111R JA-111R-80	-	-	-
Cable diameter	-	2x 0.5 mm - power supply cables 2x 0.5 mm - data cables	-	-
Maximum operating voltage	-	30 V DC	-	-
Power supply	-	-	100 - 230 V AC	-
Output voltage	-	-	12 V DC	-
Output current	-	-	500 mA	-
Peak output current	-	-	1000 mA	-
Output power			max. 12 W	
Short-circuit and temperature overload protection			YES	
Operating temperature			-10 °C to +40 °C	
Note	-	Designed for branches of the main bus.	-	Test spray 1x



Product code	AN-868	AN-05 2G-3G
Product name	External antenna	Mast antenna
Dimensions   Length	130 x 50 x 30 mm	110 x 30 mm
Operating frequency	868.1 MHz	800 - 2100 MHz
Compatible with	JA-150EM-DIN JA-163A JA-150R AC-160-DIN JB-EXT-TH-R JA-151ST-A	JA-6xGSM JA-101Kxx JA-106Kxx
Antenna gain	max. 3 dBi	4 dBi
Cable length	2 m	3 m
Operating temperature	-20 °C to +60 °C	-40 °C to +60 °C
Note	3-pin connector	-



# N-LINK

Original SW for setting-up the JABLOTRON 10 system.  
Technicians can use this to completely install and (re)  
configure the system.

## Connection to the control panel



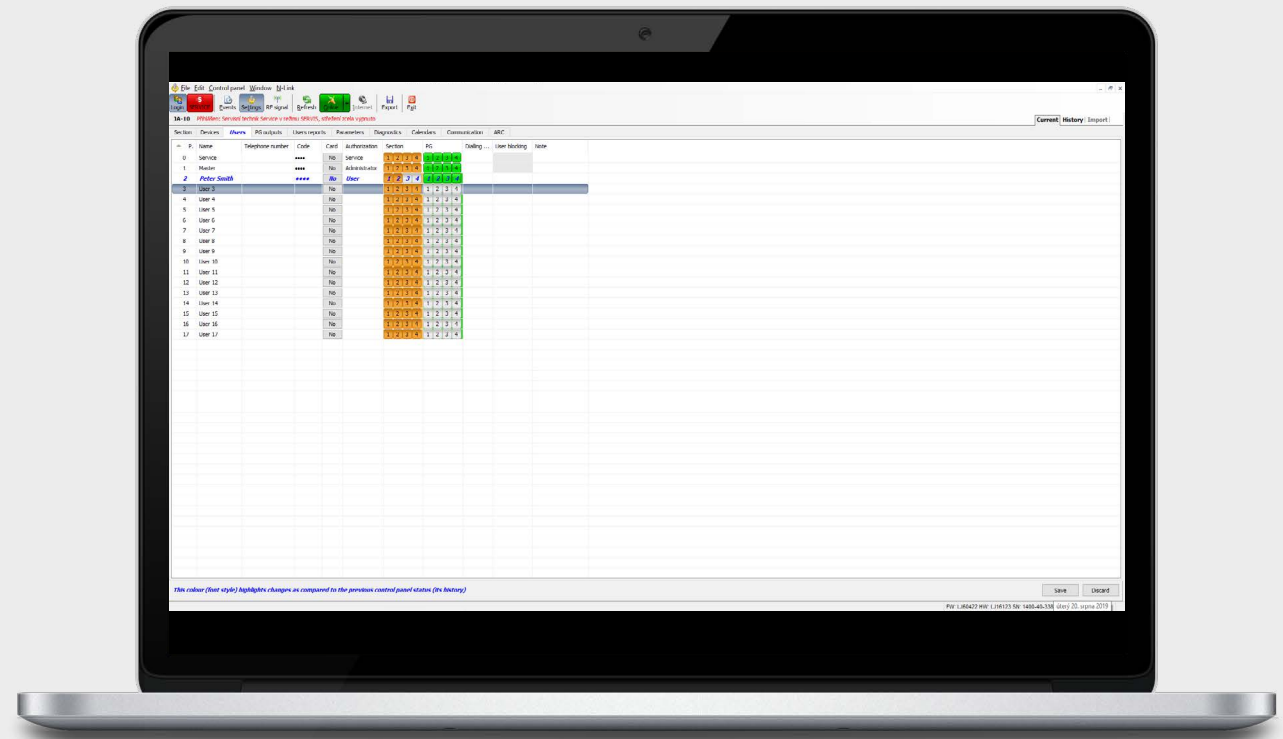
USB cable



Remotely via the internet

## Functions

- Section settings
- Assignment of peripherals to sections and their configuration
- User management
- Configuration of global control panel parameters
- Programming the PG outputs
- Calendar settings including repeated actions
- Management of alarm and control centres
- Upgrading the firmware for key devices
- System diagnostics, including detailed technical information
- Access to the event log in the memory






# MyCOMPANY

Online access to the administration of all installations carried out through the smartphone app.



## Functions

- Installation management - view of the current status and changes in settings
- Advanced settings
- Service notifications



# MyJABLOTRON

A unique application offering online end user remote access to the Jablotron system.

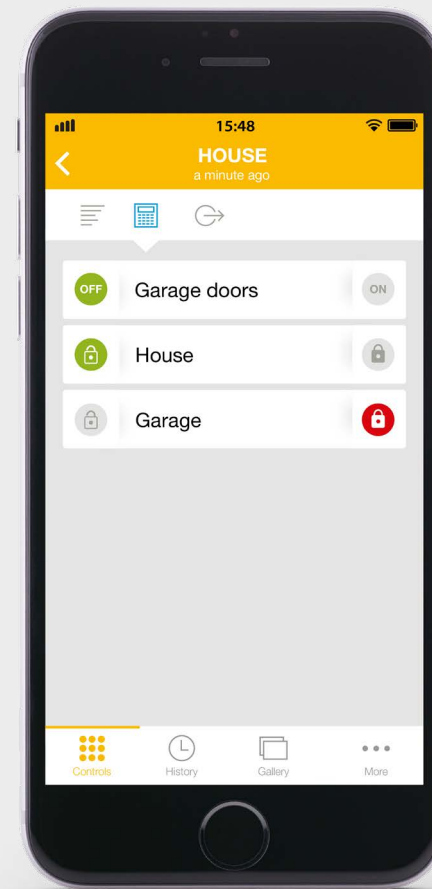


## Functions

- Simple controls
- Event notifications (PUSH notifications, emails, SMS)
- Verification – photos
- Latest information
- Setting of access rights for sharing



Mobile phone controls





**JABLONTRON**

